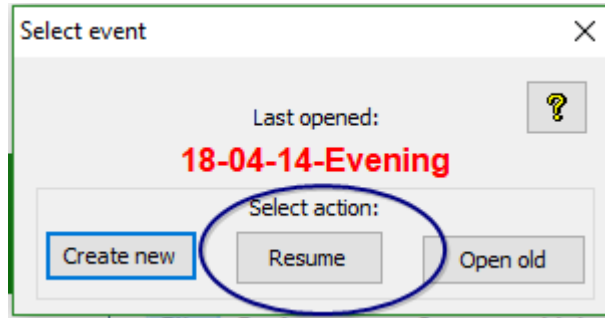


Keeping Things Tidy

How to clean up the events

Start BOS



♥ Select function

File Preferences System Help

New Ctrl+N

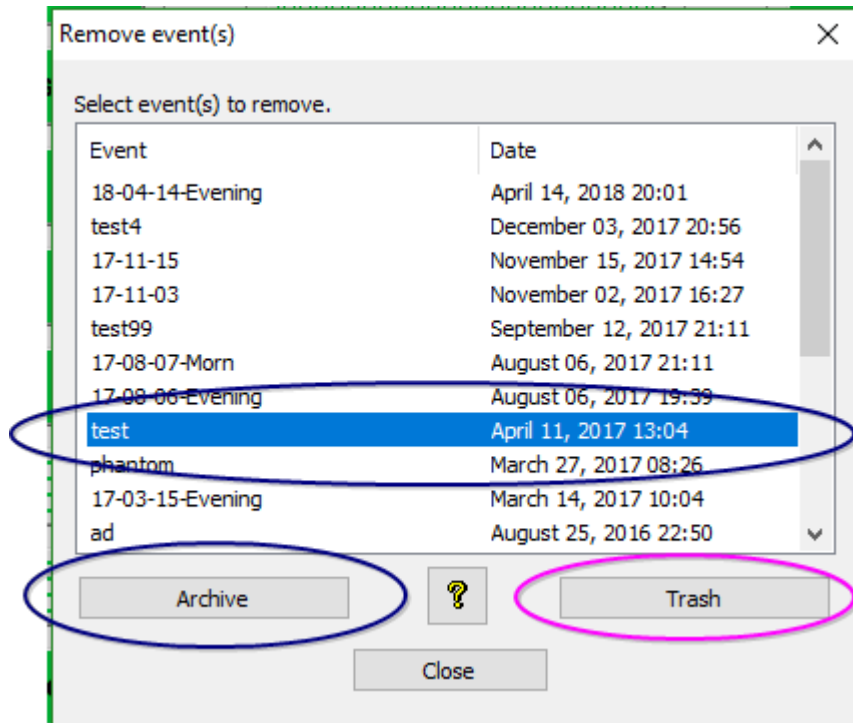
Open... Ctrl+O

Remove events Ctrl+R

Archived events Ctrl+A

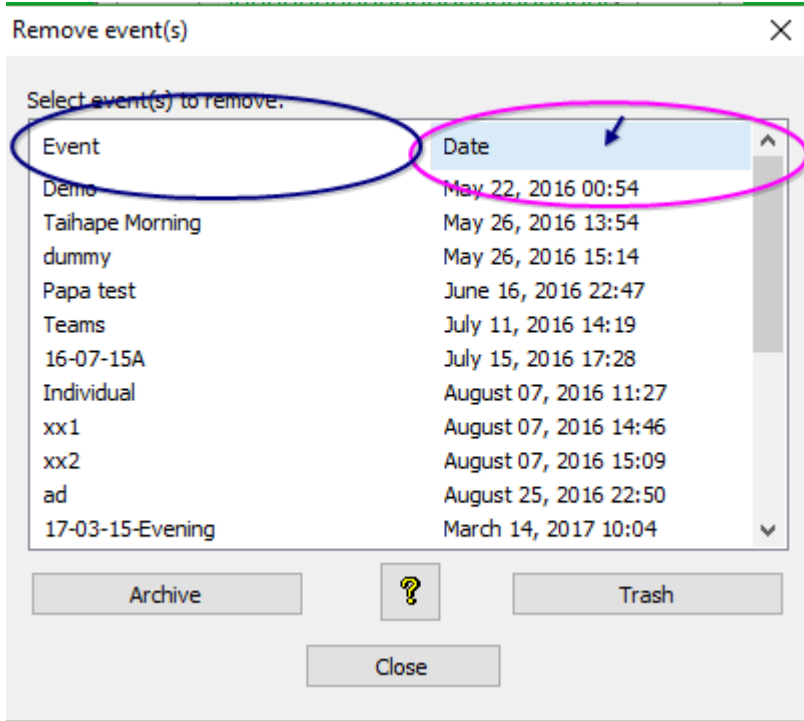
Export All Ctrl+E

Exit



Select event to be removed

Click either "Archive" or "Trash"

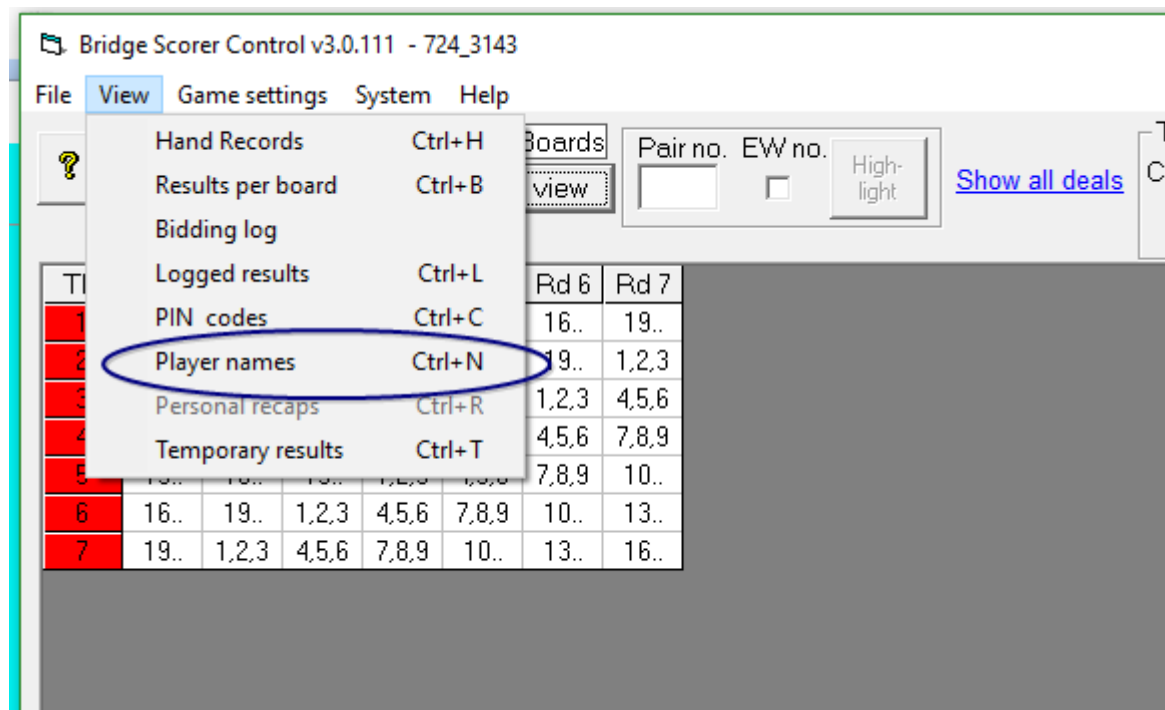


The list may be sorted by event name or by creation date by clicking on the appropriate heading.

Keep the BOS sessions tidy and users will not have problems selecting the correct session to run

Let them get too full and users will select the wrong session and this has the potential to cause problems.

Changing Player Names



The screenshot shows the 'Bridge Scorer Control v3.0.111 - 724_3143' application window. The 'View' menu is open, listing several options with their respective keyboard shortcuts. The 'Player names' option, with the shortcut 'Ctrl+N', is circled in blue. Other options include 'Hand Records (Ctrl+H)', 'Results per board (Ctrl+B)', 'Bidding log', 'Logged results (Ctrl+L)', 'PIN codes (Ctrl+C)', 'Personal recaps (Ctrl+R)', and 'Temporary results (Ctrl+T)'. The background shows a table of results for rounds 6 and 7, and a 'Show all deals' button.

	Rd 6	Rd 7
1	16..	19..
2	19..	1,2,3
3	1,2,3	4,5,6
4	4,5,6	7,8,9
5	7,8,9	10..
6	16..	19..
7	19..	1,2,3

Player names

Round displayed

1

- NS
 EW



[All names on file](#)



Search

Enter search parameter(s) below

Table+	Pair	Member ID	Name
A1	N 1	34329	Martin Oyston
A1	E 1	88415	Julia Gardiner
A1	S 1	69541	Rob McCann
A1	W 1	88416	Micha Solar
A2	N 2	1234	Maria Wallace
A2	E 2	1235	Bronwen Junge
A2	S 2	1236	Jan Hunter
A2	W 2	1237	Adrian Jenkins
A3	N 3	n/a	
A3	N 3	n/a	
A3	E 3	n/a	
A3	E 3	n/a	
A3	S 3	n/a	
A3	S 3	n/a	
A3	W 3	n/a	
A3	W 3	n/a	
A4	N 4	1411	Tollo de Visser
A4	E 4	1148	Paul Clifton

Change ID?

Do you want to replace the registered ID @Table:
A1 S, #1

With ID ?


Yes



No

Player names X

Round displayed

NS EW  [All names on file](#)

Enter search parameter(s) below

Table+	Pair	Member ID	Name
A1	N 1	34329	Martin Oyston
A1	E 1	88415	Julia Gardiner
A1	S 1	69542	Pat Oyston
A1	W 1	88416	Micha Solar
A2	N 2	1234	Maria Wallace
A2	E 2	1235	Brown Jones

Round displayed

1

NS

EW



[All names on file](#)



Search

Enter search parameter(s) below

Table+	Pair	Member ID	Name
A1	N 1	34329	Martin Oyston
A1	E 1	88415	Julia Gardiner
A1			
A1			
A2			
A2			
A2			
A2			
A3			
A3			
A3			
A3			
A3			
A3			

Change ID?



Do you want to replace the registered ID @Table:
A1 N, #1

With ID ?

Yes




No

Change view | Player names


Rd 4	Rd 5	Rd 6	Rd 7
10..	13..	16..	19..
13..	16..	19..	1,2,3
16..	19..	1,2,3	4,5,6
19..	1,2,3	4,5,6	7,8,9

Round displayed

NS EW

 [All names on file](#)

Search Enter search parameter(s) below

 Swap players?

Do you really want to swap positions of
ID 88415, Julia Gardiner
and
ID 34329, Martin Oyston

	Member ID	Name
1	34329	Martin Oyston
1	88415	Julia Gardiner

Do you want to replace the registered ID @Table:
A1 E, #1

With ID

IMPORTANT

Correct the player numbers before uploading names

If you have uploaded names already – no problem,
just upload again after the changes.

CHANGING SCORES

Bridge Scorer Control v3.0.111 - 724_3143

File View Game settings System Help

Base station Section Showing Boards

? N/A A Change view Pair no. EW no. Hi lic

Tbl	Rd 1	Rd 2	Rd 3	Rd 4	Rd 5	Rd 6	Rd 7
1	1,2,3	4,5,6	7,8,9	10..	13..	16..	19..
2	4,5,6	7,8,9	10..	13..	16..	19..	1,2,3
3	7,8,9	10..	13..	16..	19..	1,2,3	4,5,6
4	10..	13..	16..	19..	1,2,3	4,5,6	7,8,9
5	13..	16..	19..	1,2,3	4,5,6	7,8,9	10..
6	16..	19..	1,2,3	4,5,6	7,8,9	10..	13..
7	19..	1,2,3	4,5,6	7,8,9	10..	13..	16..

Table A1; Round 1; Pair 1/1

[Show a](#)

bd contr decl tricks lead pts

1	2H	N	9	C5	140
2	6S	W	11	DQ	50
3	3C	W	9	SA	-110

Table A1; Round 1; Pair 1/1

[Show all deals](#)[Show bidding](#)

bd contr decl tricks lead pts

1	2H	N	9	C5	140
2	6S	W	11	DQ	50
3	3C	W	9	SA	-110

E/NS 8642

Opt: AT5

100 A74

J72

J75 K93

Q9643 KJ872

Q93 J2

A3 KQ5

AQT

-

KT865

T9864

Makeable in C/D/H/S/NT

N S E W

9 9 4 4

9 9 4 4

5 5 8 8

7 7 6 5

5 5 6 6

Table A1; Round 1; Pair 1/1						Show all deals		Show bidding	
bd	contr	decl	tricks	lead	pts				
1	2H	N	9	C5	140	E/NS	8642		
2	6S	W	12	DQ	50	Opt:	AT5		
3	3C	W	9			100	A74		
						J75	J72		
							K93		
							KJ872		
							J2		
							KQ5		
						Makeable in C/D/H/S/NT			
		N	S	E	W				
		9	9	4	4				
		9	9	4	4				
		5	5	8	8				

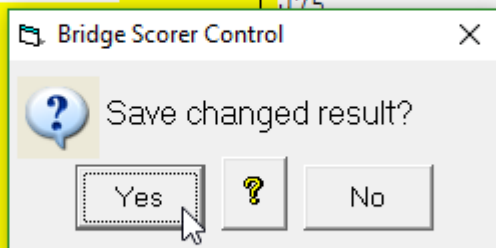


Table A1; Round 1; Pair 1/1						Show all deals		Show bidding	
bd	contr	decl	tricks	lead	pts				
1	2H	N	9	C5	140				
2	6S	W	12	DQ	-980				
3	3C	W	9	SA	-110				

IMPORTANT POINTS

1. The number of tricks is entered – making “6” is 12 tricks
2. The hand record is shown to assist you.
3. Scores can be entered in the cells for missing boards
4. Adjustments can be made in the form 60%-40%

Remember to remove all the information from the line before entering the adjustment.

When the scores are uploaded, the adjustment is automatically applied

The screenshot shows the Bridge Scorer Control interface. At the top, there is a tab labeled "Table A1; Round 1; Pair 1/1" with a help icon. Below the tab are two buttons: "Show all deals" and "Show b". The main table has columns: "bd", "contr", "decl", "tricks", "lead", and "pts". The first row contains the text "160%-40%" in the "bd" column and "140" in the "pts" column. Below this, there are two rows of data: "2 6S W" and "3 3C W". A dialog box titled "Bridge Scorer Control" is open in the foreground, displaying a question mark icon and the text: "<60%-40%> is not a valid result entry. Do you want to save it as ruling remark?". At the bottom of the dialog are three buttons: "Yes", a help icon, and "No".

The screenshot shows the Bridge Scorer Control interface with a table. The table has columns: "bd", "contr", "decl", "tricks", "lead", and "pts". The first row contains the text "1 ***60%-40%" and is circled in blue. The second row contains the text "2 6S W 12 DQ -980". At the top, there is a tab labeled "Table A1; Round 1; Pair 1/1" with a help icon.

bd	contr	decl	tricks	lead	pts
1	***60%-40%				
2	6S W		12	DQ	-980

NOTE on locating dealing file

