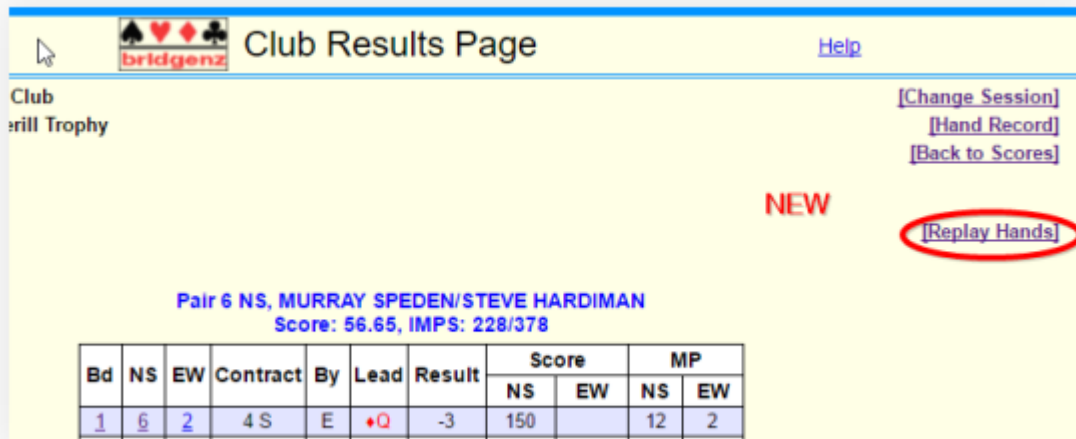


Replay Deals with BridgeSolver

With thanks to John Goacher.

Bridge Solver is now available to allow you to replay the deals.

From the Personal Scores menu there is a button at the right to replay the deals, starting from board 1 but you can scroll or select any board you wish from the deals.



Club: Gore Bridge Club
Event: Peggy Cockerill Trophy

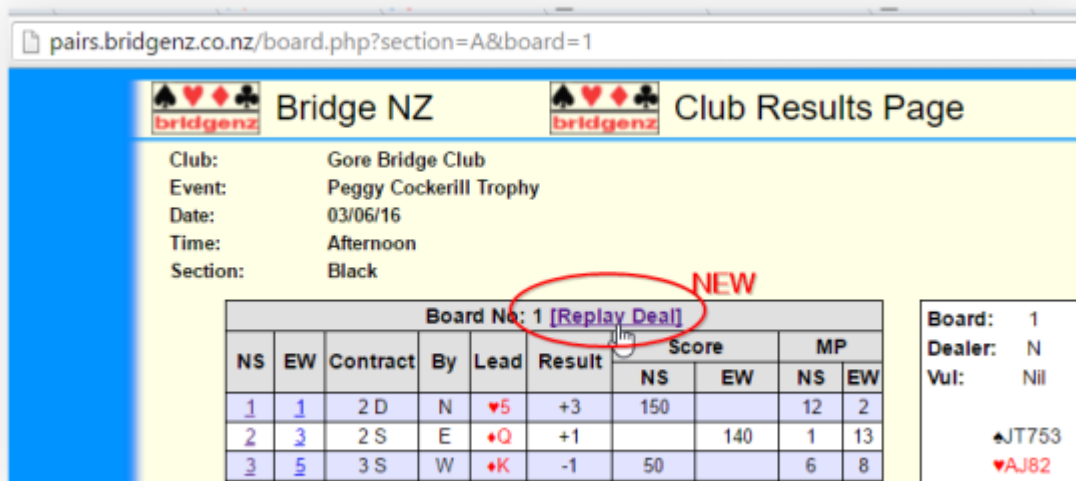
[Change Session]
[Hand Record]
[Back to Scores]

NEW

Pair 6 NS, MURRAY SPEDEN/STEVE HARDIMAN
Score: 56.65, IMPS: 228/378

Bd	NS	EW	Contract	By	Lead	Result	Score		MP	
							NS	EW	NS	EW
1	6	2	4 S	E	+Q	-3	150	12	2	

From the display of each board, there is a 'Replay Deal' button next to the board number which allows you to replay the deals, starting at that board but you can scroll or select any other board in the set once you get there.



pairs.bridgenz.co.nz/board.php?section=A&board=1

Bridge NZ Club Results Page

Club: Gore Bridge Club
Event: Peggy Cockerill Trophy
Date: 03/06/16
Time: Afternoon
Section: Black

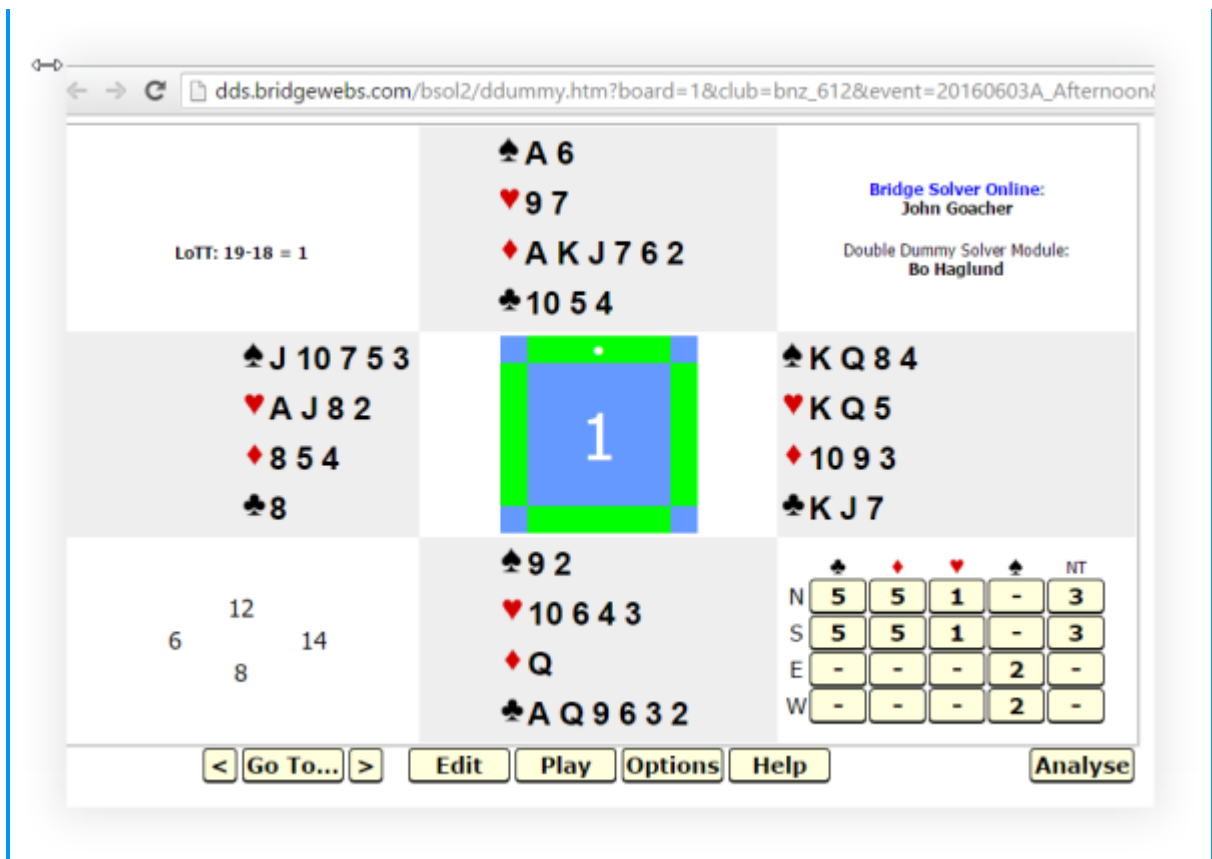
NEW

Board No: 1 [Replay Deal]

NS	EW	Contract	By	Lead	Result	Score		MP	
						NS	EW	NS	EW
1	1	2 D	N	+5	+3	150	12	2	
2	3	2 S	E	+Q	+1	140	1	13	
3	5	3 S	W	+K	-1	50	6	8	

Board: 1
Dealer: N
Vul: Nil
JT753
AJ82

NOTE: The replay screen opens in a new tab, so you still have your other tab open to go back to.



BridgeSolver Help:

Press the 'Edit' button to edit the current board, change dealer or vulnerability, or to add/delete boards.

Start playing a contract interactively by clicking on an entry in the makeable contracts table (including entries shown as '-' or '*')

A button highlighted bright yellow in the makeable contracts table designates the suit/declarer combination actually played in a club game or tournament.

Press the 'Edit' button to edit the current board, change dealer or vulnerability, or to add/delete boards.

The 'Goto...' button, if present, allows any board to be selected from the set of boards.

The '<' and '>' buttons, if present, step backwards or forwards through the set of boards.

The 'Save...' button saves the set of boards as a PBN file.